

**TRUSTED
BR  KERS**

Find a broker you can trust



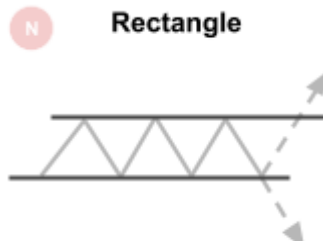
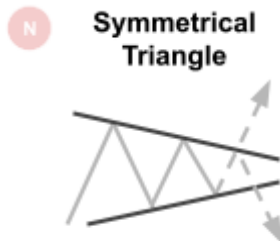
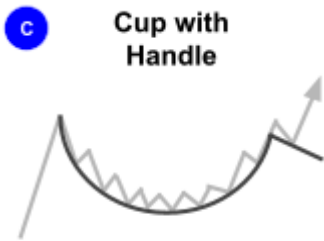
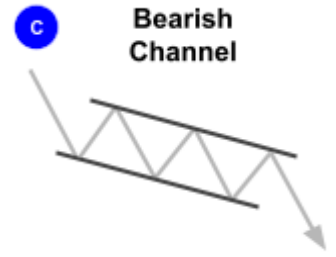
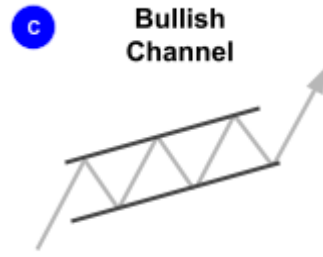
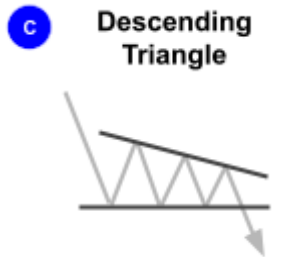
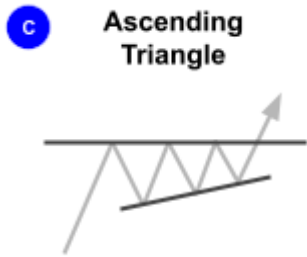
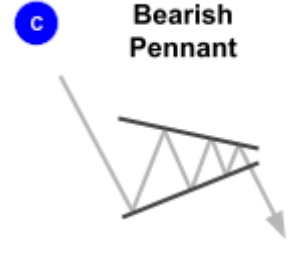
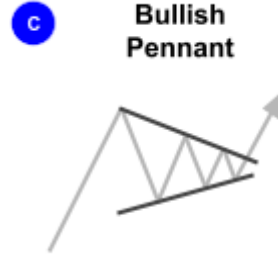
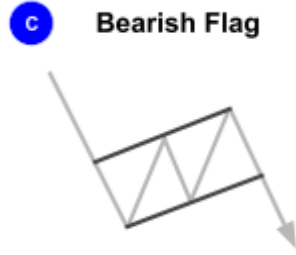
CHART PATTERNS CHEAT SHEET

Spot trading opportunities in good times and bad with 20 classical chart patterns.



Chart Patterns Cheat Sheet

By [TrustedBrokers.com](https://www.TrustedBrokers.com)



C **Continuation pattern:** marks a consolidation phase in the current trend.

R **Reversal pattern:** points to a trend reversal.

N **Neutral pattern:** a move in either direction is possible.

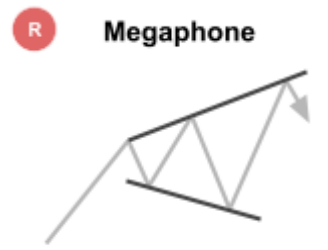
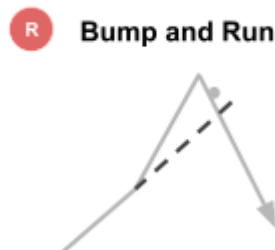
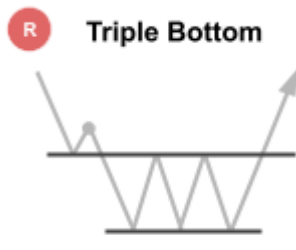
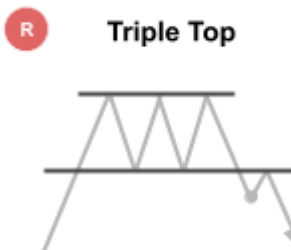
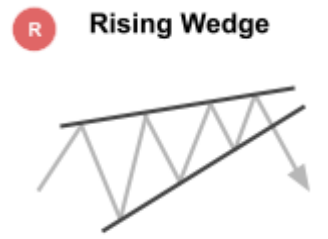
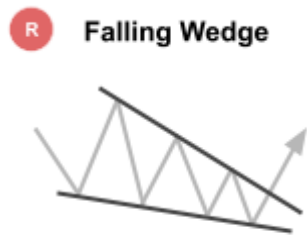
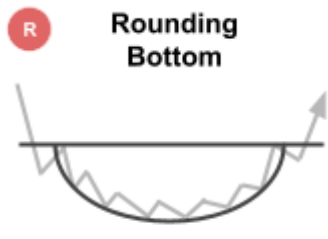
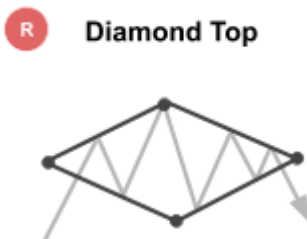
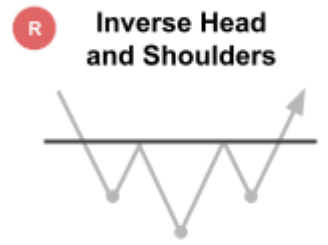
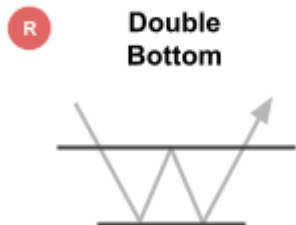
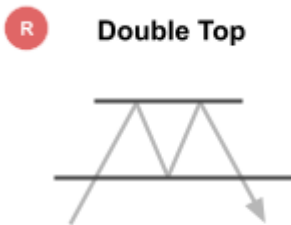


Chart Pattern Examples

Charts hosted on [TradingView, Inc.](https://tradingview.com)

Continuation Patterns	Instrument	Frequency	Market	
Flag (Bullish)	Bitcoin	Daily	Crypto	Open Chart ▶
Flag (Bearish)	EURUSD	Daily	Forex	Open Chart ▶
Pennant (Bullish)	Shiba Inu	Daily	Crypto	Open Chart ▶
Pennant (Bearish)	Starbucks	Daily	Stocks	Open Chart ▶
Ascending Triangle	USDTRY	Daily	Forex	Open Chart ▶
Descending Triangle	ARK	Daily	Stocks	Open Chart ▶
Channel (Bullish)	XLE (Energy ETF)	Weekly	Stocks	Open Chart ▶
Channel (Bearish)	Peloton	Daily	Stocks	Open Chart ▶
Channel (Horizontal)	Hilton	Weekly	Stocks	Open Chart ▶
Cup with Handle	Apple	Daily	Stocks	Open Chart ▶

Neutral Patterns				
Symmetrical Triangle	FTT	Daily	Crypto	Open Chart ▶
Rectangle	BRLUSD	Weekly	Forex	Open Chart ▶

Reversal Patterns				
Double Top	Zoom	Daily	Stocks	Open Chart ▶
Double Bottom	Ethereum	Daily	Crypto	Open Chart ▶
Head and Shoulders	Shopify	Daily	Stocks	Open Chart ▶
Inverse Head and Shoulders	Luna	Daily	Crypto	Open Chart ▶
Diamond Top	EURCAD	Daily	Forex	Open Chart ▶
Falling Wedge	Freeport McMoran	Weekly	Stocks	Open Chart ▶
Rising Wedge	GBPJPY	Daily	Forex	Open Chart ▶
Rounding Bottom	Gold	Daily	Metals	Open Chart ▶
Triple Top	Invesco Solar ETF	Daily	Stocks	Open Chart ▶
Triple Bottom	Meta Platforms	Daily	Stocks	Open Chart ▶
Bump and Run	Moderna	Weekly	Stocks	Open Chart ▶
Megaphone	GameStop	Daily	Stocks	Open Chart ▶

Free Technical Analysis Tools

Because reliable technical analysis software matters, we've teamed up with several providers to give you more, for less. All offers were valid at the time of publication, and may be withdrawn at any time.

Trading Central

TradingCentral delivers technical analysis through real-time charts on MetaTrader. It can plot support and resistance levels, includes pattern recognition software and can spot hundreds of trading opportunities.

FxPro ([FxPro.com](https://www.fxpro.com)) supports MetaTrader 4, 5 and cTrader. It allows all trading styles, including scalping and trading bots. Get free technical analysis in the form of indicators, research and newsletters, when you open an MT4 or MT5 account.

AvaTrade ([AvaTrade.com](https://www.avatrade.com)) has partnered with Trading Central to embed its signals directly within MetaTrader 4 and 5. Get complimentary access to Trading Central as soon as you fund your live trading account. AvaTrade also allows all trading styles, including scalping and automated trading.

Autochartist

Autochartist is another technical analysis screener for stocks and Forex. It scans the market 24 hours a day to uncover chart patterns for you, and alerts you to potential trading opportunities.

Get Autochartist free of charge through FP Markets ([FPMarkets.com](https://www.fpmarkets.com)), an award-winning broker that supports all trading styles. Open an MT4 or MT5 account to access free technical analysis from Autochartist, with notifications delivered up to three times a day to your phone or email.

TradingView

TradingView is the platform we used to create the charts in this book. We like its ease of use and depth of coverage. Access and interact with all charts in the book free of charge. Zoom in and out of charts to view patterns in their broader historical context.

When you sign-up through [this link](#), you'll get a \$30 bonus on any TradingView annual plan, and a \$10 bonus on any monthly plan. The bonus will be granted after your purchase in the form of TradingView coins, which you can apply towards subsequent subscriptions.

**This PDF is free.
Please share it widely.**

Copyright © 2022 by Hades Capital Limited. All rights reserved. This publication may be reproduced or distributed in any form or by any means, or stored in a database or retrieval system, without the prior written permission of the publisher.

This publication is designed to provide accurate and authoritative information in regard to the subject matter covered. It is sold with the understanding that neither the author nor the publisher is engaged in rendering advisory, legal, investing or other professional services. If advice is sought, the services of a competent professional person should be sought.

This publication includes charts created through TradingView. TradingView Inc. is not affiliated with Hades Capital Limited and does not endorse the contents of this publication.